

STA

vibro and grouting
equipment

www.sta-milano.com



M4 serie
vertical

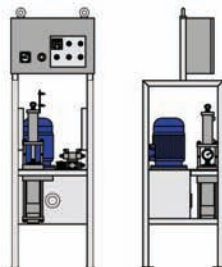
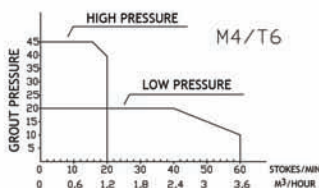
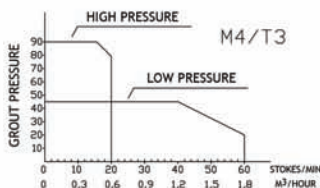
M4 T3
M4 T6
M4 T12

POMPE D'INJECTION grout pump

M4 serie vertical

M4/T3
M4/T6
M4/T12

POMPE D'INJECTION grout pump



Caractéristiques techniques / Technical Features

Centrale hydraulique et injecteur / Powerpack and grouting

	M4/T3	M4/T6	M4/T12
Moteur électrique Electrical motor	4,0 kW	4,0 kW	7,5 kW
HIGH PRESSURE CICLE			
Débit maximum d'injection Maximum grouting flow rate	0 to 16 lit/min	0 to 30 lit/min	0 to 60 lit/min
Pression maximum d'injection Maximum grouting pressure	90 bar	45 bar	50 bar
LOW PRESSURE CICLE			
débit maximum d'injection Maximum grouting flow rate	0 to 32 lit/min	0 to 60 lit/min	0 to 120 lit/min
Pression maximum d'injection Maximum grouting pressure	45 bar	25 bar	40 bar
Double gear pump double gear pump			

Dimensions et poids / Overall dimensions and weight

Poids Weight	215 kg	250 kg	310 kg
Largeur / Width: Longeur / Length:	580 mm	Hateur / Height:	1.900 mm