

# STA

vibro and grouting  
equipment

[www.sta-milano.com](http://www.sta-milano.com)

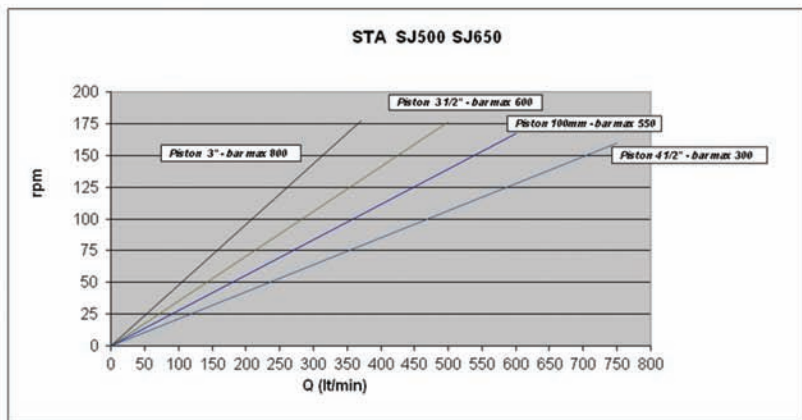


## STA SJ500-SJ650

**POMPE TRIPLEX**  
*triplex pump*

## STA SJ500-SJ650

## POMPE TRIPLEX triplex pump



## Caractéristiques techniques / Technical Features

|   | SJ500           | SJ650               |
|---|-----------------|---------------------|
| Diàmetre du piston / Piston diameter      | 3"-3 1/2"-100mm | 3 1/2"-100mm-4 1/2" |
| Course du piston / Piston stroke          | 6"              | 6"                  |
| Moteur Diesel / Diesel engine             | 440-550 HP      | 640HP               |
| Débit Max / Max flow rate                 | 540lt/min       | 860lt/min           |
| Pression Max / Max pressure               | 800 bar         | 700 bar             |
| Diamètre d'aspiration / Suction diameter  | 5"              | 5"                  |
| Diamètre de refoulement / Output diameter | 1 1/4"          | 1 1/4"              |

### Dimensions maximales et poids / Overall dimensions and weight

|                          |           |
|--------------------------|-----------|
| Largeur / Widht :        | 2.450     |
| Longueur / Length :      | 6.055     |
| Hauteur / Height :       | 2.590     |
| Masse environ / Weight : | 12.000 kg |

# STA

vibro and grouting  
equipment

[www.sta-milano.com](http://www.sta-milano.com)



**STA SJ800**  
jet / mud

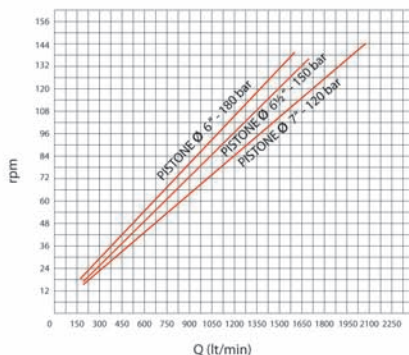
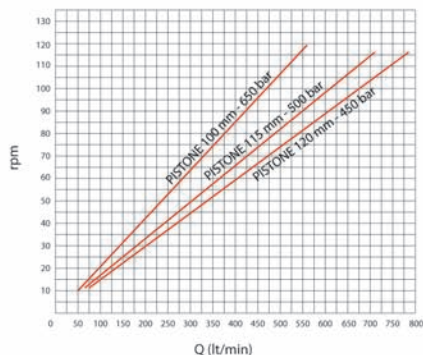
**POMPE TRIPLEX**  
*triplex pump*

## STA SJ800 jet / mud

## POMPE TRIPLEX triplex pump

### STA SJ800 jet

### STA SJ800 mud



## Caractéristiques techniques / Technical Features

|   | <b>SJ800 jet</b> | <b>SJ800 mud</b> |
|---|------------------|------------------|
| Diàmetre du piston / Piston diameter      | 100-115-120 mm   | 6"- 6 1/2" - 7"  |
| Course du piston / Piston stroke          | 8"               | 8"               |
| Moteur Diesel / Diesel engine             | 750 HP           | 750HP            |
| Débit Max / Max flow rate                 | 750 lt/min       | 2200 lt/min      |
| Pression Max / Max pressure               | 650 bar          | 180 bar          |
| Diamètre d'aspiration / Suction diameter  | 4"               | 6"               |
| Diamètre de refoulement / Output diameter | 2"               | 3"               |

### Dimensions maximales et poids / Overall dimensions and weight

|                          |           |
|--------------------------|-----------|
| Largeur / Width :        | 2.450     |
| Longueur / Length :      | 6.500     |
| Hauteur / Height :       | 2.590     |
| Masse environ / Weight : | 16.000 kg |